

## TOPAKUSTIK® type 12/4 M - data sheet


TOPAKUSTIK® type 12/4 - the distinct type

The broad and distinct groove of 4 mm leaves room for design options. The high NRC (Noise Reduction Coefficient) of 0.89 is also very efficient in sound absorption. Therefore, it is especially recommended on ceilings. Another feature is the option of a T-perforation, which provides an astoundingly good effect.



### Planks


Thanks to the precise tongue and groove connection, planks result in an attractive surface with a joint-free appearance, because the connecting joint matches the dimension of the grooves. The planks permit simple and flexible assembly. They can be installed by stapling to a timber batten or clamping to a T-bar with TOPAKUSTIK® clips.



### symbols

-  Paint
-  Wood Veneer
-  Melamine

Fire Category B2 (CH 4.3)/D-s2, d0			Fire Category B1 (CH 5.3)/B-s2, d0			Fire Category A2 (CH 6q.3)	
Paint 16 mm 	Wood Veneer 17 mm 	Melamine 16 mm 	Paint 16 mm 	Wood Veneer 17 mm 	Melamine 16 mm 	Paint 16 mm 	Wood Veneer 17 mm 
Standard							
2780 x 128	2780 x 128	2780 x 128	2780 x 128	2780 x 128	2780 x 128	3080 x 128	3080 x 128
3640 x 128	3640 x 128			3640 x 128			
4080 x 128		4080 x 128	4080 x 128		4080 x 128		
custom lengths are also available							

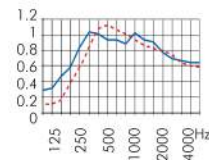


### Panels

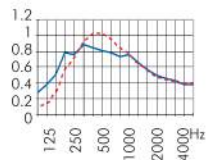
Panels are used for removable or fixed ceilings and walls with visible joints. Panels can be provided with a number of different edges and are also suited for cabinet fronts and room dividers.

### sound absorption values









12/4 M-15%



12/4 T



Graphics: Sound absorption in suspension on height 215 mm and 55 mm.

Fire Category B2 (CH 4.3)/D-s2, d0			Fire Category B1 (CH 5.3)/B-s2, d0			Fire Category A2 (CH 6q.3)	
Paint 16 mm 	Wood Veneer 17 mm 	Melamine 16 mm 	Paint 16 mm 	Wood Veneer 17 mm 	Melamine 16 mm 	Paint 16 mm 	Wood Veneer 17 mm 
max.							
3640 x 1216	3640 x 1216	3640 x 1216	3640 x 1216	3640 x 1216	3640 x 1216	3080 x 1216	3080 x 1216
ideal = means optimal use of MDF core - custom lengths are also available							
2040 x 992 / 640	2040 x 992 / 640	2040 x 992	2040 x 992	2040 x 992	2040 x 992	1540 x 608	1540 x 608
2780 x 992 / 640	2780 x 992 / 640	2780 x 992	2780 x 992	2780 x 992	2780 x 992	3080 x 608	3080 x 608
3640 x 640	3640 x 640			3640 x 640			

