

TOPPERFO® type M Series - data sheet


TOPPERFO® type M series - In tried and tested form

Acoustic panel in its tried and tested form, as well as in all materials and surfaces, non-perforated borders and areas for cutouts according to your requirements.




Dimensions and Materials

Core Panel	Fire category B2 (CH 4.3) / D-s2, d0			Fire category B1 (CH 5.3) / B-s2, d0			Fire Category A2 (CH 6q.3)	
Surface/ thickness	Paint 16 mm 	Wood Veneer 17 mm 	Melamine 16 mm 	Paint 16 mm 	Wood Veneer 17 mm 	Melamine 16 mm 	Paint 16 mm 	Wood Veneer 17 mm 
Panels	max. in mm 3648 x 1216	max. in mm 3648 x 1216	max. in mm 3648 x 1216	max. in mm 3648 x 1216	max. in mm 3648 x 1216	max. in mm 3648 x 1216	max. in mm 3080 x 1216	max. in mm 3080 x 1216
	ideal: in mm 2032 x 992	ideal: in mm 2032 x 992	ideal: in mm 2032 x 992	ideal: in mm 2032 x 992	ideal: in mm 2032 x 992	ideal: in mm 2032 x 992	ideal: in mm 1540 x 608	ideal: in mm 1540 x 608
	2780 x 992	2780 x 992	2780 x 992	2780 x 992	2780 x 992	2780 x 992	3080 x 608	3080 x 608
	3648 x 640	3648 x 640			3640 x 640			

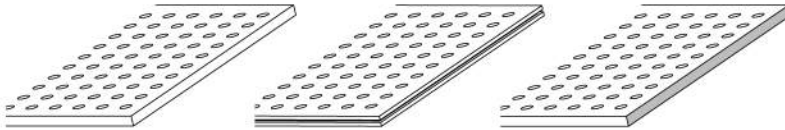
ideal means optimal use of MDF core - custom legths are also available



symbols

-  Paint
-  Wood Veneer
-  Melamine

Edges



clean cut

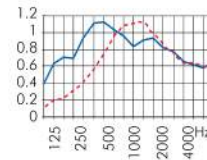
with surrounding groove
and tongue

visible edge

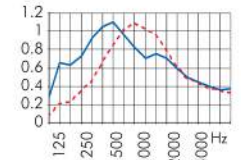
or according to
your specifica-
tions

sound absorption values

16/16/8

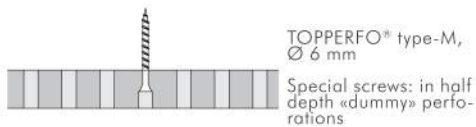


16/16/6



Graphics: Sound absorption in suspensi-
on height 215 mm and 55 mm.

Mounting



note:

Type 20/20/8+ Type 20/20/6 see pro-
duct catalog

